

## Hinweise zum Material

# Zahlzerlegung

## Fördermappe für den Zahlenraum bis 10

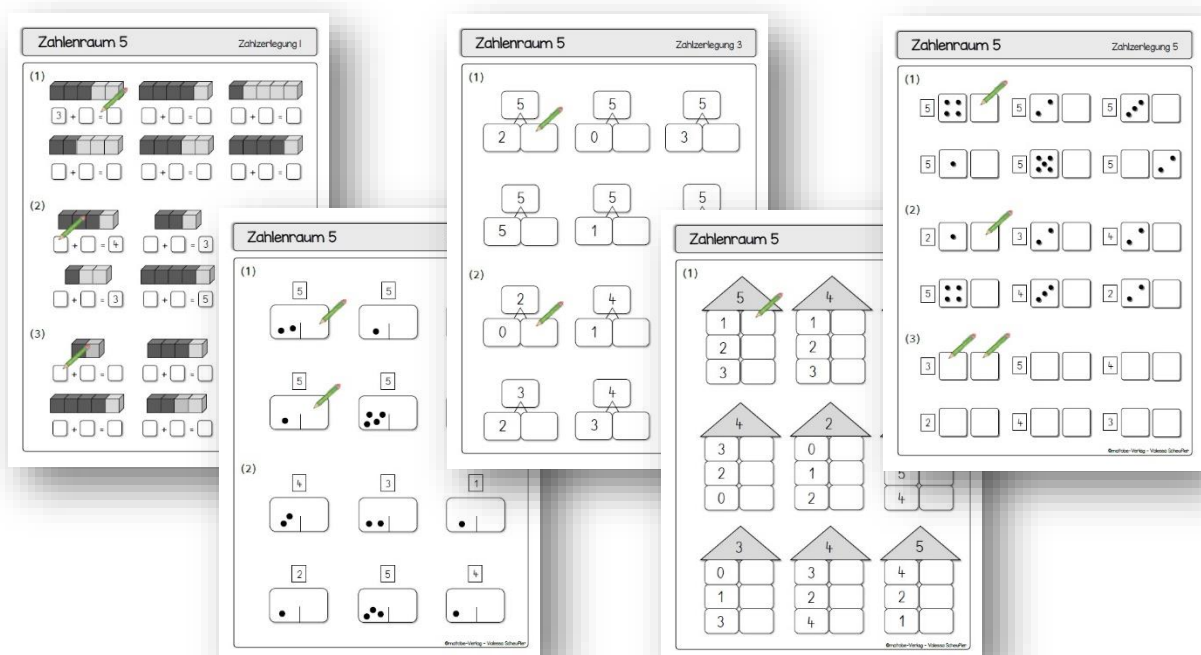
- Kleinschrittig den Zahlenraum sichern -

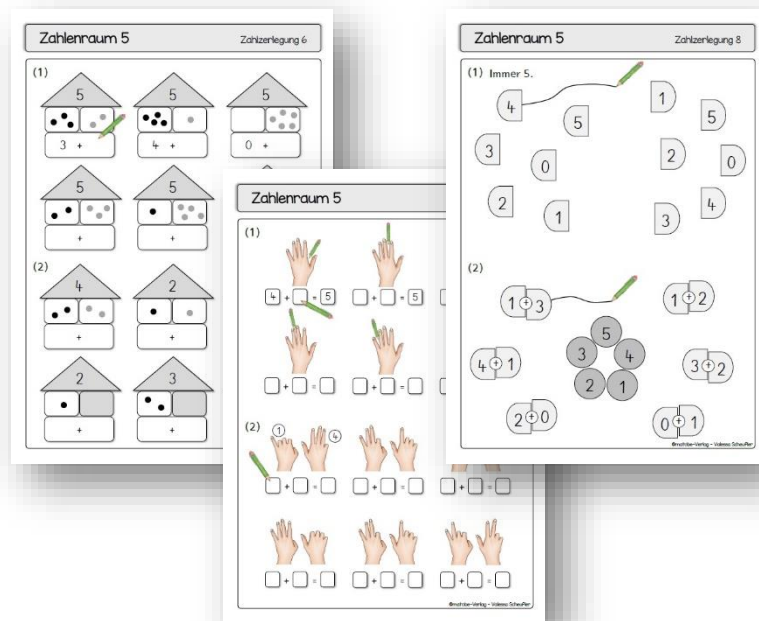
Das Material besteht aus 54 Seiten und beinhaltet jeweils 9 Blätter zu den Zahlenräumen 5, 6, 7, 8, 9 und 10. Die Blätter sind immer gleich aufgebaut und haben somit einen stark wiederholenden Charakter. Durch die stetige Wiederholung können die Kinder sie weitgehend selbstständig oder mit wenig Hilfestellung bearbeiten.

Schriftliche Anweisungen sind so gut wie gar nicht notwendig, da die Aufgabenformate selbsterklärend sind.

Folgende Aufgabenformate sind enthalten:

- Schüttelboxen
- Würfelstangen
- Würfelbilder
- Zahlenmauern „umgekehrt“
- Zahlenhäuser
- unterteilte Zahlbilder mit Händen/Fingern
- weitere Übungsformate...





Zu jedem Mappenabschnitt ist ein Deckblatt zur Kennzeichnung des neuen Bereichs beigegefügt.

Dieses kann verwendet werden, wenn man die unterschiedlichen Blätter jeweils zum selben Zahlenraum herausgeben möchte.

Es besteht jedoch ebenso die Möglichkeit, alle Blätter eines Aufgabenformates, mit derselben Übung zu den unterschiedlichen Zahlenräumen, sozusagen aufsteigend, zusammenzustellen und bearbeiten zu lassen.



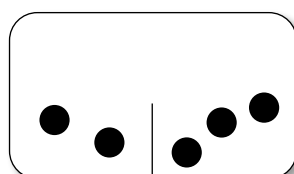
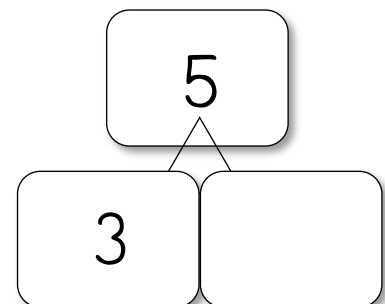
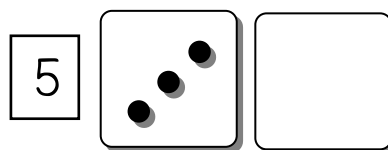
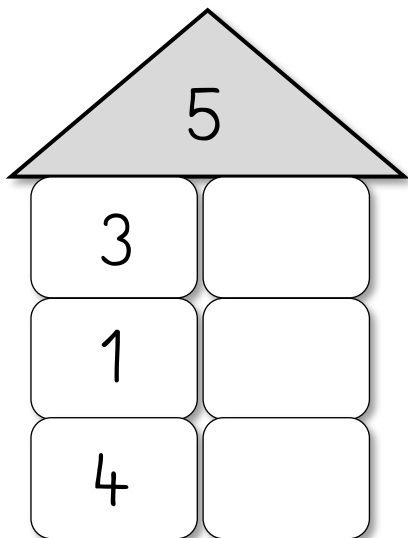
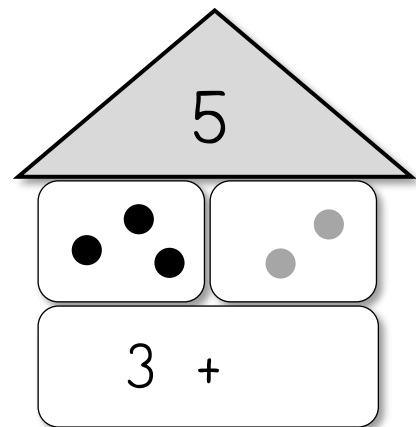
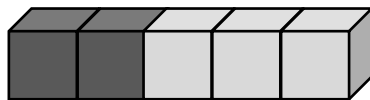
Passend dazu:

**Mengen und Zahlen**  
 Fördermappe für den Zahlenraum bis 10  
 - Kleinschrittig den Zahlenraum sichern -

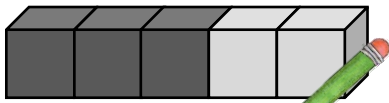
# Zahlzerlegung...

## ...bis zur 5

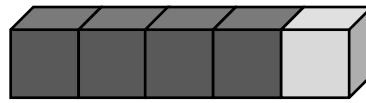
Zahlenraum 5 bis 10



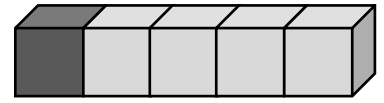
(1)



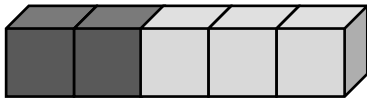
$$\boxed{3} + \boxed{\phantom{0}} = \boxed{\phantom{0}}$$



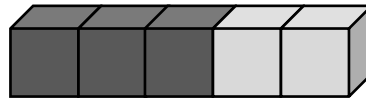
$$\boxed{\phantom{0}} + \boxed{\phantom{0}} = \boxed{\phantom{0}}$$



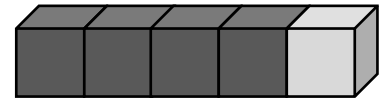
$$\boxed{\phantom{0}} + \boxed{\phantom{0}} = \boxed{\phantom{0}}$$



$$\boxed{\phantom{0}} + \boxed{\phantom{0}} = \boxed{\phantom{0}}$$

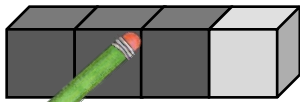


$$\boxed{\phantom{0}} + \boxed{\phantom{0}} = \boxed{\phantom{0}}$$

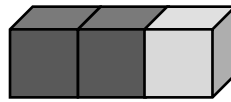


$$\boxed{\phantom{0}} + \boxed{\phantom{0}} = \boxed{\phantom{0}}$$

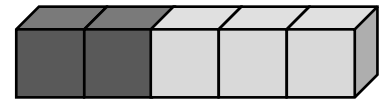
(2)



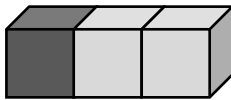
$$\boxed{\phantom{0}} + \boxed{\phantom{0}} = \boxed{4}$$



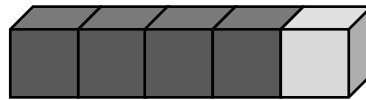
$$\boxed{\phantom{0}} + \boxed{\phantom{0}} = \boxed{3}$$



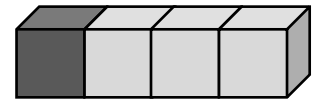
$$\boxed{\phantom{0}} + \boxed{\phantom{0}} = \boxed{5}$$



$$\boxed{\phantom{0}} + \boxed{\phantom{0}} = \boxed{3}$$

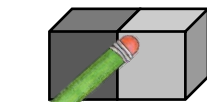


$$\boxed{\phantom{0}} + \boxed{\phantom{0}} = \boxed{5}$$

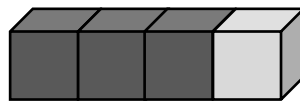


$$\boxed{\phantom{0}} + \boxed{\phantom{0}} = \boxed{4}$$

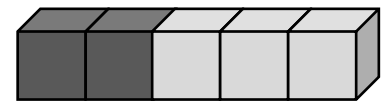
(3)



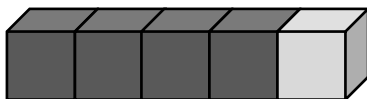
$$\boxed{\phantom{0}} + \boxed{\phantom{0}} = \boxed{\phantom{0}}$$



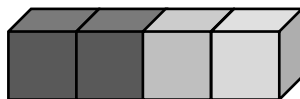
$$\boxed{\phantom{0}} + \boxed{\phantom{0}} = \boxed{\phantom{0}}$$



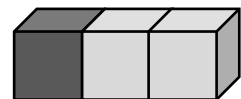
$$\boxed{\phantom{0}} + \boxed{\phantom{0}} = \boxed{\phantom{0}}$$



$$\boxed{\phantom{0}} + \boxed{\phantom{0}} = \boxed{\phantom{0}}$$

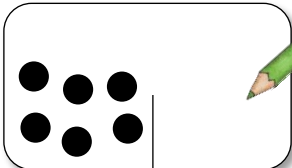
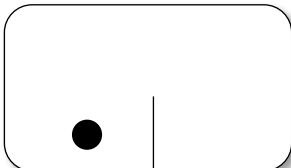
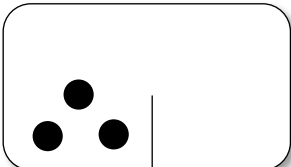


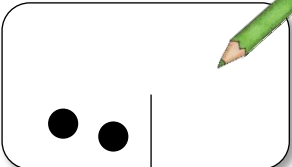
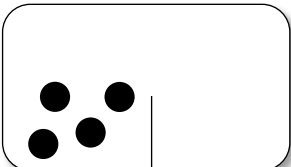
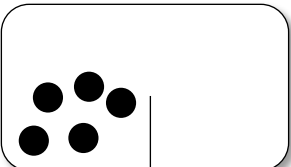
$$\boxed{\phantom{0}} + \boxed{\phantom{0}} = \boxed{\phantom{0}}$$



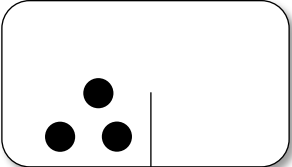

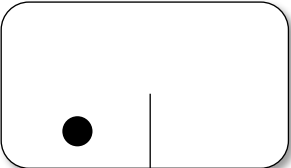
$$\boxed{\phantom{0}} + \boxed{\phantom{0}} = \boxed{\phantom{0}}$$

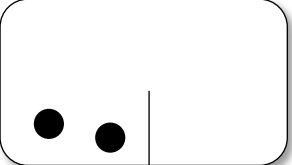

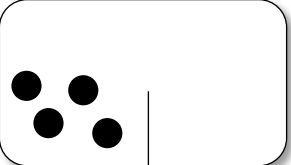
(1)

|   |   |   |
|---|---|---|
| 6   | 6   | 6   |
|  |  |  |

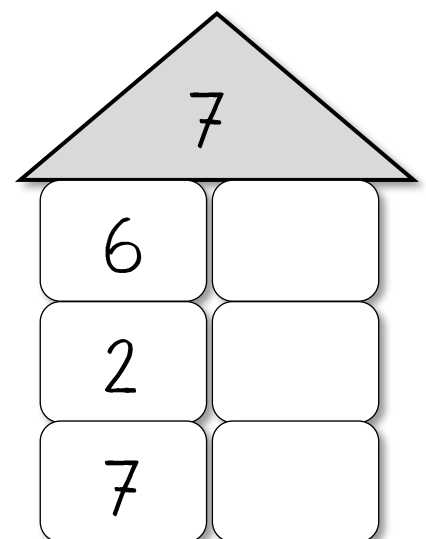
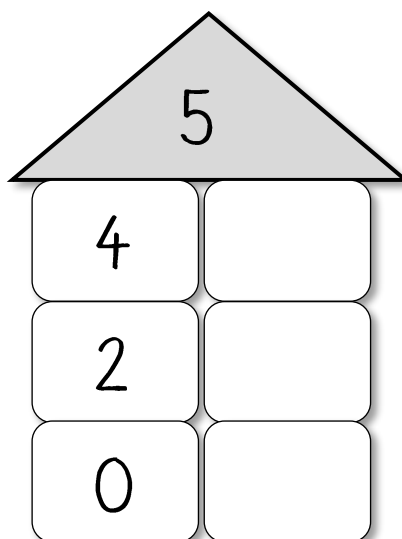
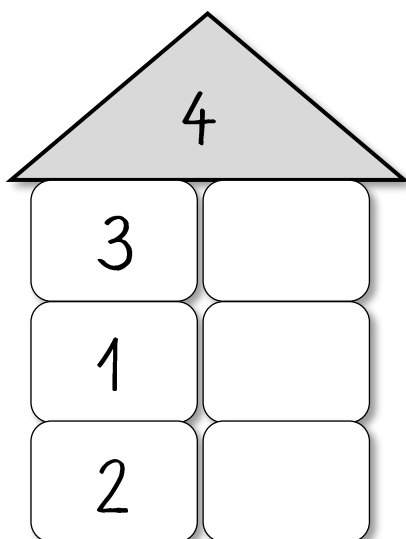
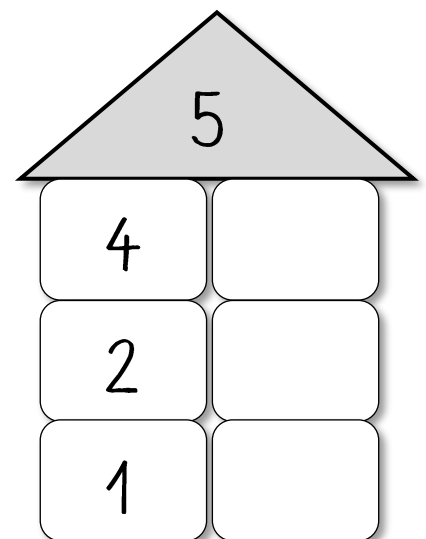
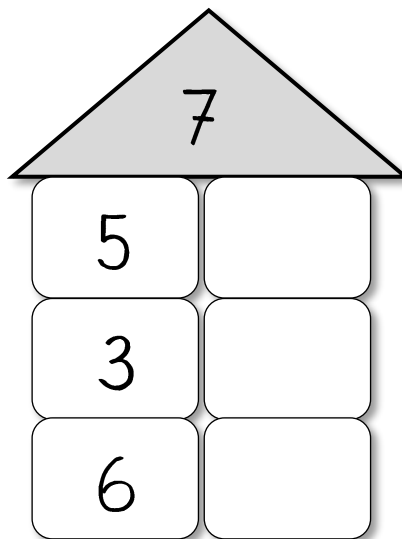
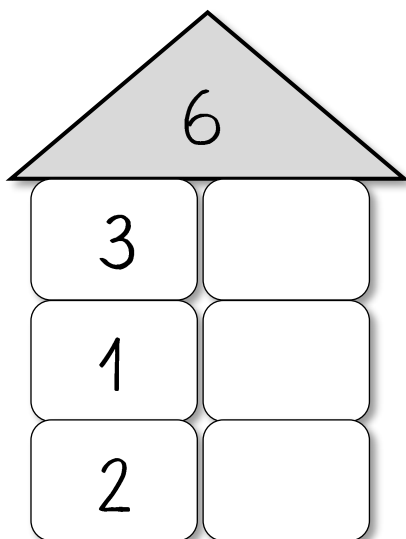
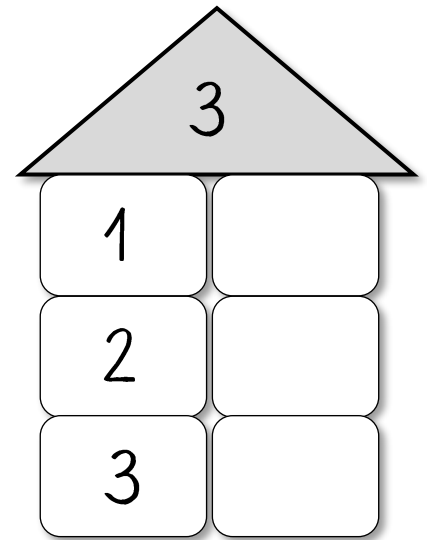
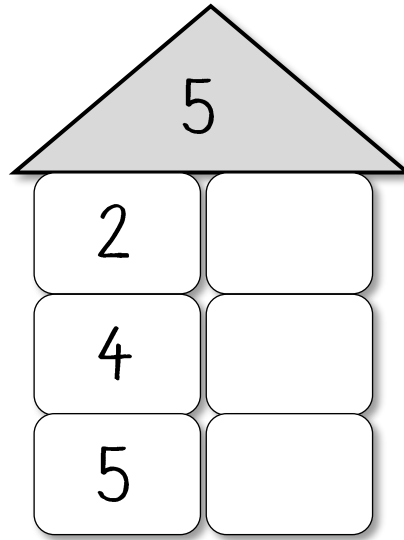
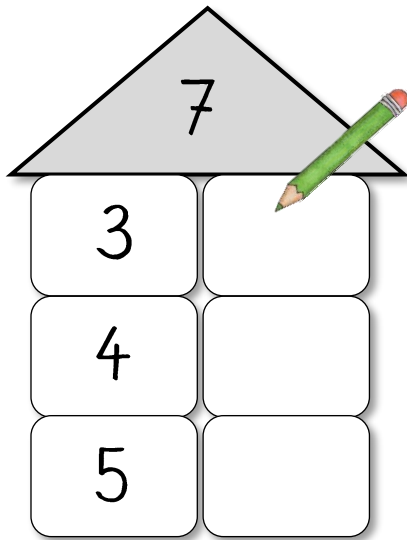
|  |  |  |
|--|--|--|
| 6  | 6  | 6  |
|  |  |  |

(2)




















|   |   |   |
|---|---|---|
| 4   | 3   | 2   |
|  |  |  |

|   |   |   |
|---|---|---|
| 5   | 1   | 6   |
|  |  |  |


















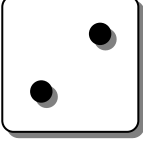

(1)























(1)

|   |   |   |   |   |  |   |   |   |   |
|---|---|---|---|---|--|---|---|---|---|
|  |  |  |  |  |   |   |  |  |  |
|  |  |  |  |  |  |  |  |  |   |

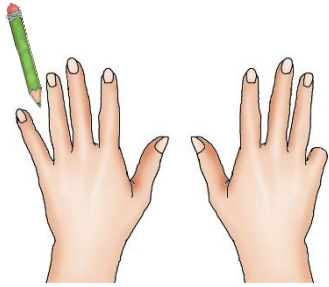
(2)

|   |   |   |   |   |  |   |   |   |   |
|---|---|---|---|---|--|---|---|---|---|
|   |  |  |  |  |   |   |  |  |  |
|  |  |  |  |  |  |  |  |  |   |

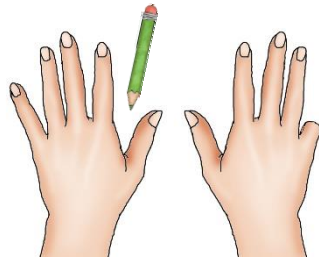
(3)

|   |   |   |   |   |  |   |   |   |   |   |
|---|---|---|---|---|--|---|---|---|---|---|
|  |  |  |  |  |   |    |   |  |  |  |
|  |  |  |  |  |  |  |  |  |   |   |

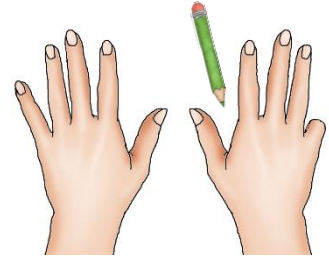
(1)



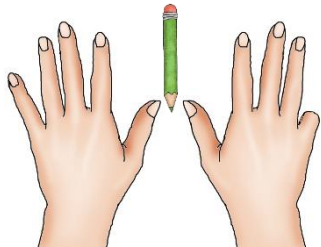
$$\boxed{1} + \boxed{\phantom{0}} = \boxed{9}$$



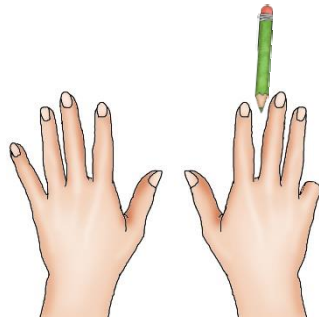
$$\boxed{\phantom{0}} + \boxed{\phantom{0}} = \boxed{9}$$



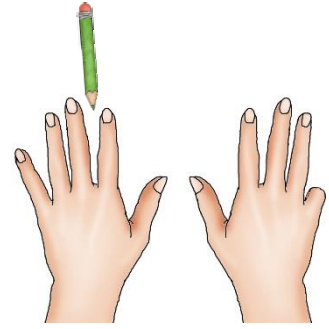
$$\boxed{\phantom{0}} + \boxed{\phantom{0}} = \boxed{9}$$



$$\boxed{\phantom{0}} + \boxed{\phantom{0}} = \boxed{\phantom{0}}$$

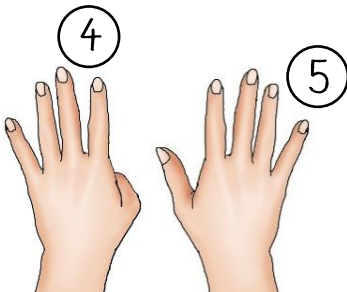


$$\boxed{\phantom{0}} + \boxed{\phantom{0}} = \boxed{\phantom{0}}$$

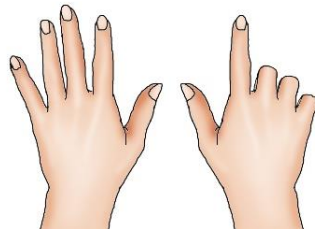


$$\boxed{\phantom{0}} + \boxed{\phantom{0}} = \boxed{\phantom{0}}$$

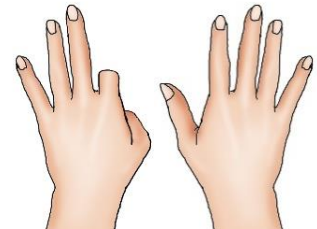
(2)



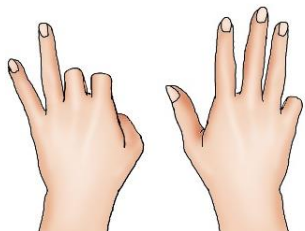
$$\boxed{\phantom{0}} + \boxed{\phantom{0}} = \boxed{\phantom{0}}$$



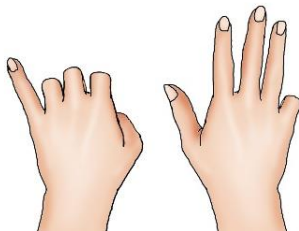
$$\boxed{\phantom{0}} + \boxed{\phantom{0}} = \boxed{\phantom{0}}$$



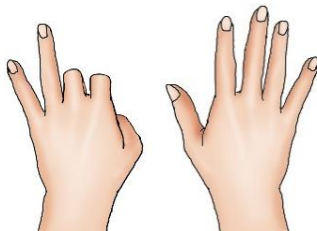
$$\boxed{\phantom{0}} + \boxed{\phantom{0}} = \boxed{\phantom{0}}$$



$$\boxed{\phantom{0}} + \boxed{\phantom{0}} = \boxed{\phantom{0}}$$



$$\boxed{\phantom{0}} + \boxed{\phantom{0}} = \boxed{\phantom{0}}$$



$$\boxed{\phantom{0}} + \boxed{\phantom{0}} = \boxed{\phantom{0}}$$



(1) Immer 9.

A collection of numbers from 0 to 9 arranged in a grid-like pattern. The numbers are: 9, 1, 3, 3, 2, 4, 4, 5, 5, 8, 6, 4, 7, 2, 7, 9, 0, 1, 0, 6, 8. A green pencil is pointing to the number 5 in the second row, third column.

(2)

A collection of addition problems and numbers. The addition problems are:  $1 + 3$ ,  $0 + 5$ ,  $4 + 3$ ,  $1 + 6$ ,  $7 + 2$ ,  $4 + 2$ ,  $3 + 6$ ,  $3 + 5$ ,  $5 + 2$ ,  $3 + 4$ . The numbers 4, 5, 6, 7, 8, 9 are arranged in a circle. A green pencil is pointing to the equation  $1 + 3$ .